

ORIGINAL BTC

B R I T I S H L I G H T I N G M A N U F A C T U R E R S

————— LONDON - NEW YORK - PARIS —————

2017



NEW COLLECTIONS / 2017



FW591N - Minster 1 Prismatic Wall Light

MINSTER

The Minster combines two of Original BTC's trademark materials: glass and ceramic. Utitarian in design, the attractive prismatic glass shade and hand moulded bone china base, will complement any interior setting. Choose between a pitched or conical style, depending on the space-the wider pitched shade is more open with a larger light base, whilst the conical option offers a concentrated direct down light source.



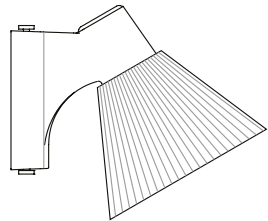
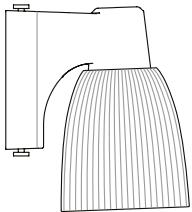
Minster 1 Prismatic Wall Light



Minster 2 Prismatic Pitched Wall Light



- | | |
|--------|---|
| FW591N | Minster 1 Prismatic Wall Light
H: 175 mm x P: 150mm |
| FW596N | Minster 2 Prismatic Pitched Wall Light
H: 190 mm x P: 220 mm |





FW595N - Oxford 2 Bone China Pitched Wall Light

OXFORD BONE CHINA

The Oxford Wall Light encompasses Original BTC's notable skill of creating new and diverse forms out of bone china. The quilted bone china shade not only exudes quality, but when lit, it creates an interesting and rich tonal illumination, as the light interacts with the shade's surface. Handmade in Stoke-on-Trent, the smooth, contemporary bone china base complements the style, making it an attractive option for hallways, bedrooms and kitchens. Choose between a pitched or conical style, depending on the space-the wider pitched shade is more open with a larger light spread, whilst the conical option offers a concentrated direct down light source.



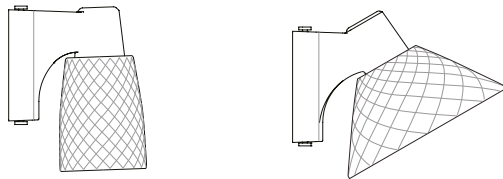
Oxford 1, Bone China, Wall Light



Oxford 2, Bone China, Wall Light

E27 40W

- FW590N Oxford 1 Bone China Wall Light
H: 180 mm x P: 145 mm
- FW595N Oxford 2 Bone China Pitched Wall Light
H: 185 mm x P: 230 mm





FP570N/7 - Fin Grouping of Seven

FIN GROUPING


Original BTC's favourite Fin pendant is now available in a series of eye-catching groupings, perfectly suited for creating a stunning focal point in sitting rooms, hallways, and dining rooms. The intricate and decorative hand made bone china shades will bring a warm and enhancing glow to any setting, and can be hung at different lengths, depending on personal preference. The exquisite matching ceiling rose, completes the look beautifully.



Fin Grouping of Seven



Fin Grouping of Five



Fin Grouping of Three



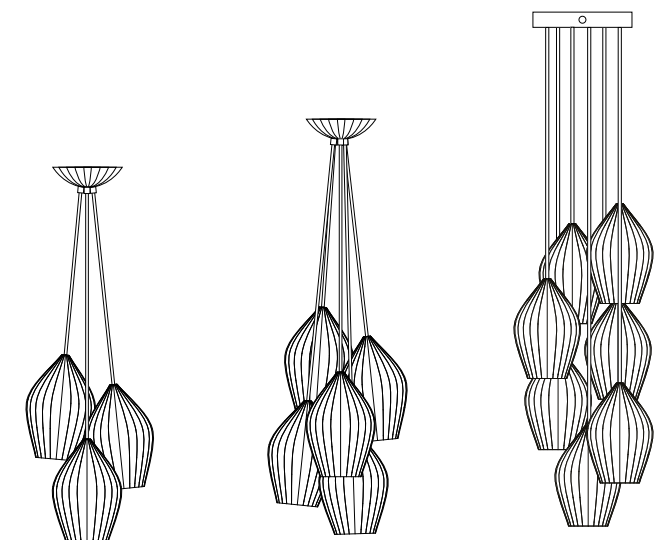
FP570N/3 Fin Grouping of Three
H: 360 mm x W: 240 mm



FP570N/5 Fin Grouping of Five
H: 440 mm x W: 270 mm




FP570N/7 Fin Grouping of Seven
H: 750 mm x W: 430 mm



FIN, TABLE, FLOOR AND WALL LIGHTS

The Fin, with its eye-catching bone china shade, that has been moulded in to intricate organic shapes, creating dramatic light when lit, is now available as a Table, Floor and Wall Light. Handmade in Stoke-on-Trent, the distinctive shades are angled on to a satin chrome stem and base. The new grey cotton braided cable complements the style beautifully. The table light has an inline switch.



Fin, Floor Light




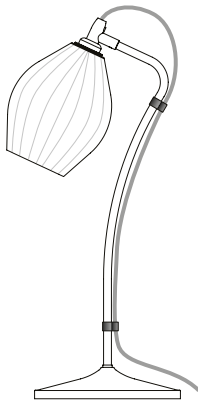
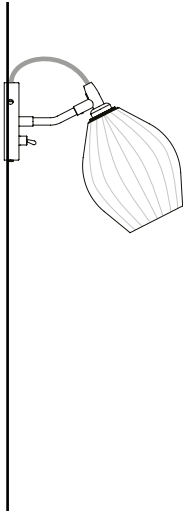
Fin, Table Light



Fin, Wall Light

E27 40W

FT572N	Fin Table	H: 490 mm x W: 220 mm
FF573N	Fin Floor	H: 1350 mm x W: 225 mm
FW574N	Fin Wall	H: 205 mm x P: 245 mm





BROMPTON GLASS PENDANT



The Brompton combines simplicity with elegance. The smooth anthracite glass shade has a classical cylindrical shape, which is hand blown in our glass factory in England. Available in three sizes, the Brompton has a weathered brass ceiling rose and attractive chrome detailing on the cord grip. Pair it with our squirrel cage light bulb, to create an enhancing and illuminating glow.



Brompton, Size 1
Anthracite Glass Pendant



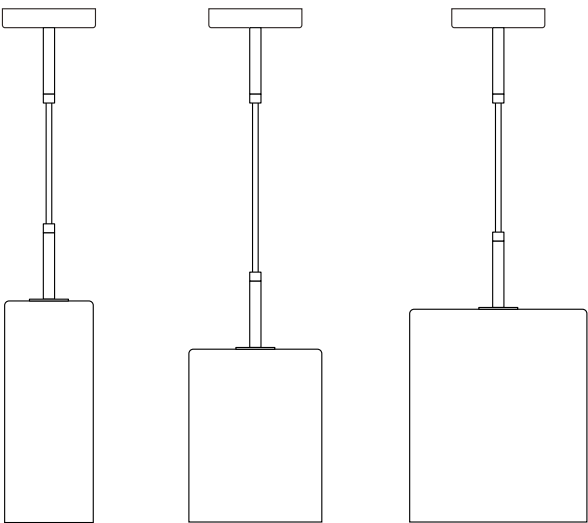
Brompton, Size 2
Anthracite Glass Pendant



Brompton, Size 3
Anthracite Glass Pendant



FP610/AN/WE	Brompton, Size 1 Anthracite Glass Pendant H: 340 mm x D: 100 mm
FP611/AN/WE	Brompton, Size 2 Anthracite Glass Pendant H: 285 mm x D: 150 mm
FP612/AN/WE	Brompton, Size 3 Anthracite Glass Pendant H: 330 mm x D: 200 mm





NEW COLLECTIONS / 2017



DP8200/M/AN/BR - Glass School Pendant Light, Size 2, Anthracite and Brass



GLASS SCHOOL PENDANT LIGHT

Davey Lighting’s iconic School Light form has been repurposed in anthracite, opal and clear glass, giving the classic design a new and fresh dimension. Now available in two sizes, each glass shade is hand blown in our glass factory, and fitted with an attractive brass or weathered brass chain and ceiling rose. The anthracite and clear glass shades show off the filament exposed light bulb.



Glass School Pendant Size 1,
Anthracite & Weathered Brass



Glass School Pendant Size 2,
Clear & Brass

E27 60W

SIZE 1 H: 195 mm x D: 245 mm

DP8200/S/OP/BR
DP8200/S/OP/WE
DP8200/S/CL/BR
DP8200/S/CL/WE
DP8200/S/AN/BR
DP8200/S/AN/WE

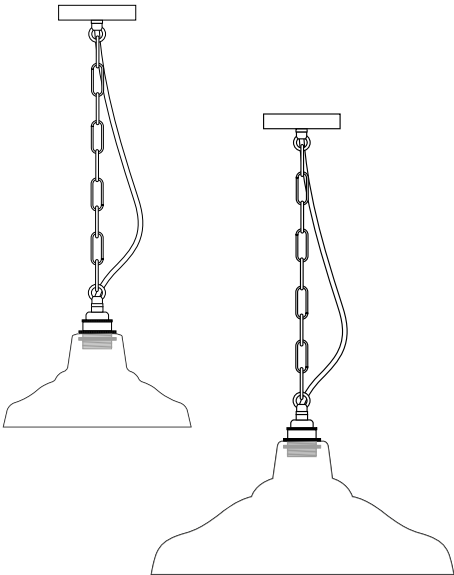
Glass School Pendant Light, Opal and Brass
Glass School Pendant Light, Opal and Weathered Brass
Glass School Pendant Light, Clear and Brass
Glass School Pendant Light, Clear and Weathered Brass
Glass School Pendant Light, Anthracite and Brass
Glass School Pendant Light, Anthracite and Weathered Brass

E27 60W

SIZE 2 H: 240 mm x D: 390 mm

DP8200/M/OP/BR
DP8200/M/OP/WE
DP8200/M/CL/BR
DP8200/M/CL/WE
DP8200/M/AN/BR
DP8200/M/AN/WE

Glass School Pendant Light, Opal and Brass
Glass School Pendant Light, Opal and Weathered Brass
Glass School Pendant Light, Clear and Brass
Glass School Pendant Light, Clear and Weathered Brass
Glass School Pendant Light, Anthracite and Brass
Glass School Pendant Light, Anthracite and Weathered Brass





DP8200/S/BRKT/AN/WE - Glass School Wall Light, Size 1, Anthracite and Weathered Brass

GLASS SCHOOL WALL LIGHT

A smaller version of Davey Lighting's classic School Light, produced in hand blown glass, and designed as a compact wall light fitting. The glass shades come in either opal, anthracite and clear glass, with a weathered brass arm and back plate. The anthracite and clear glass shades show off the filament exposed light bulb. *H: 245 mm x P: 360 mm*



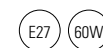
*Glass School Wall Light, Size 1,
Anthracite and Weathered Brass*



*Glass School Wall Light, Size 1,
Opal and Weathered Brass*

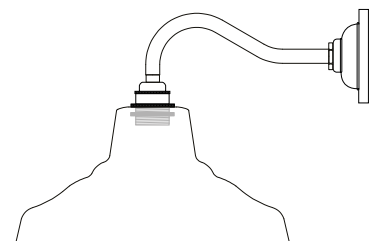


*Glass School Wall Light, Size 1,
Clear and Weathered Brass*



DP8200/S/BRKT/OP/WE
DP8200/S/BRKT/CL/WE
DP8200/S/BRKT/AN/WE

Glass School Wall Light, Size 1, Opal and Weathered Brass
Glass School Wall Light, Size 1, Clear and Weathered Brass
Glass School Wall Light, Size 1, Anthracite and Weathered Brass





DP8165/AN/WE - Glass York Pendant ,Size 1, Anthracite and Weathered Brass

GLASS YORK PENDANT

The York Pendant is one of Davey Lighting’s latest designs, taking inspiration from Davey’s traditional ‘spun reflectors’. Available in two sizes, the hand blown glass shades come in a range of muted colours. The clear or anthracite glass shades allow the filament exposed light bulb to be seen, creating a dramatic effect when lit. Choose the opal glass shade for a more diffused and softer illumination. Each light has a complementing brass or weathered brass chain detailing and ceiling rose.



E27 60W

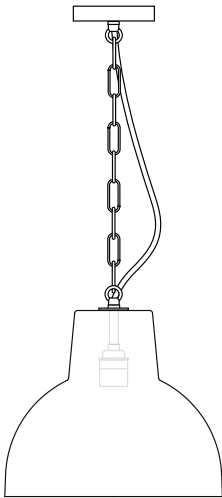
SIZE 1 *H: 220 mm x D: 185 mm*

- | | |
|--------------|--|
| DP8165/OP/BR | Glass York Pendant, Opal and Brass |
| DP8165/OP/WE | Glass York Pendant, Opal and Weathered Brass |
| DP8165/CL/BR | Glass York Pendant, Clear and Brass |
| DP8165/CL/WE | Glass York Pendant, Clear and Weathered Brass |
| DP8165/AN/BR | Glass York Pendant, Anthracite and Brass |
| DP8165/AN/WE | Glass York Pendant, Anthracite and Weathered Brass |

E27 60W

SIZE 2 *H: 290 mm x D: 295 mm*

- | | |
|--------------|--|
| DP8164/OP/BR | Glass York Pendant, Opal and Brass |
| DP8164/OP/WE | Glass York Pendant, Opal and Weathered Brass |
| DP8164/CL/BR | Glass York Pendant, Clear and Brass |
| DP8164/CL/WE | Glass York Pendant, Clear and Weathered Brass |
| DP8164/AN/BR | Glass York Pendant, Anthracite and Brass |
| DP8164/AN/WE | Glass York Pendant, Anthracite and Weathered Brass |





DP8165/BRKT/OP/WE - Glass York Wall Light ,Size 1, Opal and Weathered Brass

GLASS YORK WALL LIGHT



The York Wall Light is one of Davey Lighting's latest designs. Inspired by Davey's best selling 'spun reflector', the York is produced in hand blown glass, and designed as a compact wall light fitting. The glass shades come in either opal, anthracite and clear glass, with a weathered brass arm and back plate. The clear or anthracite glass shades allow the filament exposed light bulb to be seen, creating a dramatic effect, whilst the opal shade provides a more diffused illumination.

H: 265 mm x P: 340 mm



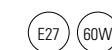
Glass School Wall Light, Size 1,
Anthracite and Weathered Brass



Glass School Wall Light, Size 1,
Clear and Weathered Brass

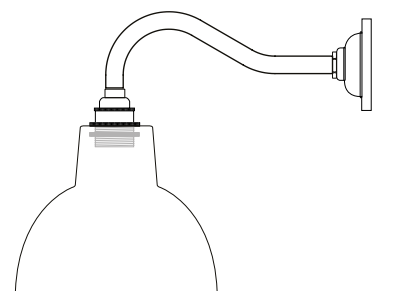


Glass School Wall Light, Size 1,
Opal and Weathered Brass



DP8165/BRKT/OP/WE
DP8165/BRKT/CL/WE
DP8165/BRKT/AN/WE

Glass York Wall Light ,Size 1, Opal and Weathered Brass
Glass York Wall Light ,Size 1, Clear and Weathered Brass
Glass York Wall Light ,Size 1, Anthracite and Weathered Brass





DP8300/M/OP/WE - Hampton Pendant, Size 2, Opal and Weathered Brass

HAMPTON PENDANT

The Hampton Pendant Light has been hand made using an original blend of prime materials and finishes. Taking inspiration from marine naval ships, the lights have been created using specialist techniques. Opal glass has been hand blown to create a classic light, whilst the addition of ceramic and weathered brass fittings, provide an individual touch. IP rated, the Hampton will hang comfortably in any interior, including bathrooms and exterior porches and hallways. Available in two sizes.



Hampton Pendant, Size 1,
Opal and Weathered Brass

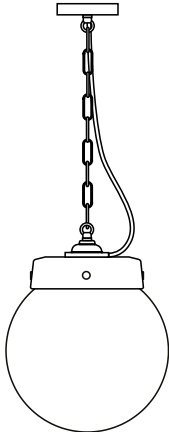
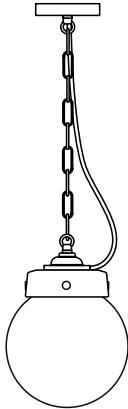


Hampton Pendant, Size 2,
Opal and Weathered Brass

E27 60W IP44

DP8300/S/OP/WE Hampton Pendant, Size 1, Opal and Weathered Brass
H: 300 mm x D: 200 mm

DP8300/M/OP/WE Hampton Pendant, Size 2, Opal and Weathered Brass
H: 390 mm x D: 300 mm





DP8300/S/BRKT/OP/WE - Hampton Wall Light, Size 1, Opal and Weathered Brass

HAMPTON WALL LIGHT

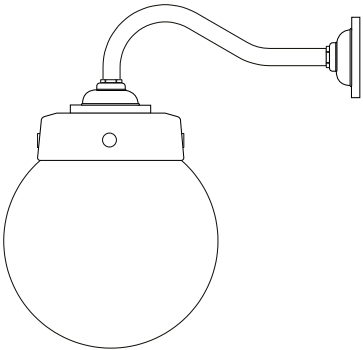
The Hampton Wall Light has been hand made using an original blend of prime materials and finishes. Taking inspiration from marine naval ships, the lights have been created using specialist techniques. Opal glass has been hand blown to create a classic light, whilst the addition of ceramic and weathered brass fittings, provide an individual touch. IP rated, the Hampton will sit comfortably in any interior, including bathrooms and exterior porches and hallways. *H: 340 mm x P: 360 mm*



Hampton Wall Light, Size 1,
Opal and Weathered Brass

E27 60W IP44

DP8300/S/BRKT/OP/WE Hampton Wall Light, Size 1, Opal and Weathered Brass






DP8350/M/OP/WE - Pine Pendant, Size 2, Opal and Weathered Brass

PINE PENDANT

The Pine Pendant is an elegant IP rated light. Opal glass has been hand blown in our own glass factory, to create a classic and enduring shape. The combination of opal glass with ceramic and weathered brass fittings, is a cutting edge design of premium quality. Available in two sizes, the opal glass will provide a soft and warm illumination.



Pine Pendant, Size 1,
Opal and Weathered Brass



Pine Pendant, Size 2,
Opal and Weathered Brass



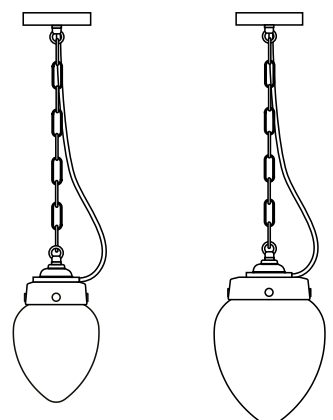
DP8350/S/OP/WE

Pine Pendant, Size 1, Opal and Weathered Brass
H: 270 mm x D: 135 mm



DP8350/M/OP/WE

Pine Pendant, Size 2, Opal and Weathered Brass
H: 345 mm x D: 185 mm





DP8350/S/BRKT/OP/WE - Pine Wall Light, Size 1, Opal and Weathered Brass

PINE WALL LIGHT

The Pine Wall Light is an elegant IP rated light. Opal glass has been hand blown in our own glass factory, to create a classic and enduring shape. The combination of opal glass with ceramic and weathered brass fittings, is a cutting edge design of premium quality.

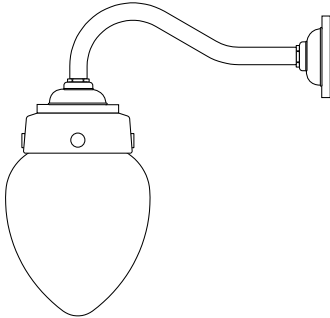
H: 305 mm x P: 325 mm



Pine Wall Light, Size 1,
Opal and Weathered Brass

E27 40W IP44

DP8350/S/BRKT/OP/WE Pine Wall Light, Size 1, Opal and Weathered Brass





DP8400/OP/WE - Point Pendant, Opal and Weathered Brass

POINT PENDANT

The Point Pendant is an elegant IP rated light, suitable for lighting many interior settings, including bathrooms and exterior porches and hallways. Opal glass has been hand blown in our own glass factory, to create a distinctive and enduring shape. The colour will provide a flattering and warm illumination. The cutting edge design, combining opal glass with ceramic and weathered brass fittings, exudes quality. *H: 325 mm x W: 240 mm*

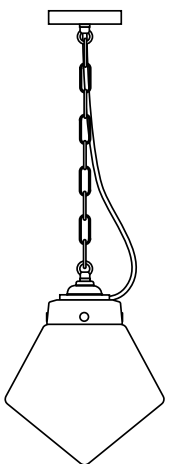


Point Pendant, Opal and Weathered Brass

E27 60W IP44

DP8400/OP/WE

Point Pendant, Opal and Weathered Brass



originalbtc.com